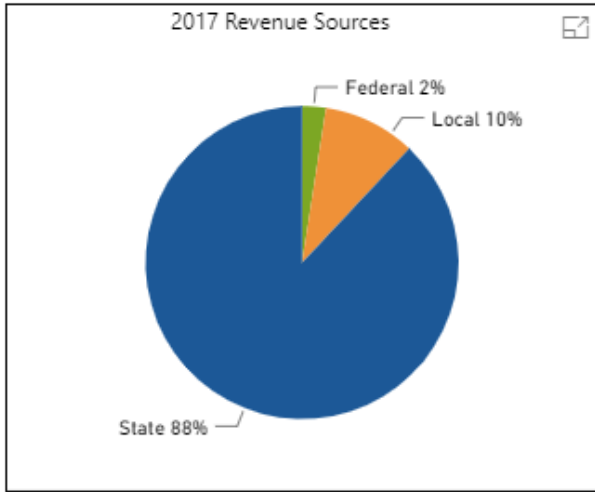


# How is ICSAtlanta funded?

## ICSAtlanta



- ICSAtlanta is its own “Local Educational Agency” (LEA).
- All “Local” funds are donations from private sources.
- The formula for federal funds is different for state charter schools.
- State charter schools are excluded from all funds generated from bonds or SPLOST initiatives.

## Expenditure Comparison with Local Public Elementary Schools

**ICSAtlanta FY 2019 – 720 Students Salary and Benefits: \$4,546,231**

**Non-staff Support: \$855,230 Facilities and Maintenance: \$1,160,581**

Actual Expenditures for Selected School/Facility

**7820614-0614 International Charter School of Atlanta**

|                     |                                       |                                     |  |                            |
|---------------------|---------------------------------------|-------------------------------------|--|----------------------------|
| 2017<br>Fiscal Year | \$2,642,986.00<br>Salary and Benefits | \$1,272,164.00<br>Non-Staff Support | \$851,442.00<br>Facilities and Maintenance | \$0.00<br>New Construction |
|---------------------|---------------------------------------|-------------------------------------|--|----------------------------|

School Budgeted Verses Actual Expenditures

| Fiscal Year<br>Type<br>School/Facility Name          | 2017 Budget           |                       |                            |                  | 2017 Actual           |                       |                            |                  |
|--|-----------------------|-----------------------|----------------------------|------------------|-----------------------|-----------------------|----------------------------|------------------|
|  | Salary and Benefits   | Non-Staff Support     | Facilities and Maintenance | New Construction | Salary and Benefits   | Non-Staff Support     | Facilities and Maintenance | New Construction |
| 7820614-0614 International Charter School of Atlanta | \$2,664,358.00        | \$1,309,660.00        | \$756,094.00               | \$0.00           | \$2,642,986.00        | \$1,272,164.00        | \$851,442.00               | \$0.00           |
| <b>Total</b>   | <b>\$2,664,358.00</b> | <b>\$1,309,660.00</b> | <b>\$756,094.00</b>        | <b>\$0.00</b>    | <b>\$2,642,986.00</b> | <b>\$1,272,164.00</b> | <b>\$851,442.00</b>        | <b>\$0.00</b>    |

**660-1316 Vickery Mill Elementary**

|                     |                                       |                                   |  |                                |
|---------------------|---------------------------------------|-----------------------------------|--|--------------------------------|
| 2017<br>Fiscal Year | \$5,672,888.88<br>Salary and Benefits | \$731,795.78<br>Non-Staff Support | \$245,842.44<br>Facilities and Maintenance | \$6,592.32<br>New Construction |
|---------------------|---------------------------------------|-----------------------------------|--|--------------------------------|

School Budgeted Verses Actual Expenditures

| Fiscal Year<br>Type<br>School/Facility Name | 2017 Budget           |                     |                            |                   | 2017 Actual           |                     |                            |                   |
|---|-----------------------|---------------------|----------------------------|-------------------|-----------------------|---------------------|----------------------------|-------------------|
|   | Salary and Benefits   | Non-Staff Support   | Facilities and Maintenance | New Construction  | Salary and Benefits   | Non-Staff Support   | Facilities and Maintenance | New Construction  |
| 660-1316 Vickery Mill Elementary            | \$5,672,888.88        | \$731,795.78        | \$245,842.44               | \$6,592.32        | \$5,672,888.88        | \$731,795.78        | \$245,842.44               | \$6,592.32        |
| <b>Total</b>                                | <b>\$5,672,888.88</b> | <b>\$731,795.78</b> | <b>\$245,842.44</b>        | <b>\$6,592.32</b> | <b>\$5,672,888.88</b> | <b>\$731,795.78</b> | <b>\$245,842.44</b>        | <b>\$6,592.32</b> |

444 Students

Actual Expenditures for Selected School/Facility

**660-0701 Ocee Elementary School**

|                     |                                       |                                   |  |                                |
|---------------------|---------------------------------------|-----------------------------------|--|--------------------------------|
| 2017<br>Fiscal Year | \$5,173,980.14<br>Salary and Benefits | \$489,751.13<br>Non-Staff Support | \$263,786.53<br>Facilities and Maintenance | \$2,567.20<br>New Construction |
|---------------------|---------------------------------------|-----------------------------------|--|--------------------------------|

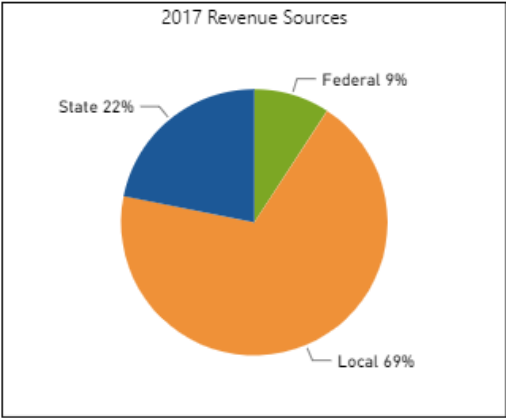
School Budgeted Verses Actual Expenditures

| Fiscal Year<br>Type<br>School/Facility Name | 2017 Budget           |                     |                            |                   | 2017 Actual           |                     |                            |                   |
|---|-----------------------|---------------------|----------------------------|-------------------|-----------------------|---------------------|----------------------------|-------------------|
|   | Salary and Benefits   | Non-Staff Support   | Facilities and Maintenance | New Construction  | Salary and Benefits   | Non-Staff Support   | Facilities and Maintenance | New Construction  |
| 660-0701 Ocee Elementary School             | \$5,200,402.49        | \$422,235.03        | \$180,710.65               | \$5,574.50        | \$5,173,980.14        | \$489,751.13        | \$263,786.53               | \$2,567.20        |
| <b>Total</b>                                | <b>\$5,200,402.49</b> | <b>\$422,235.03</b> | <b>\$180,710.65</b>        | <b>\$5,574.50</b> | <b>\$5,173,980.14</b> | <b>\$489,751.13</b> | <b>\$263,786.53</b>        | <b>\$2,567.20</b> |

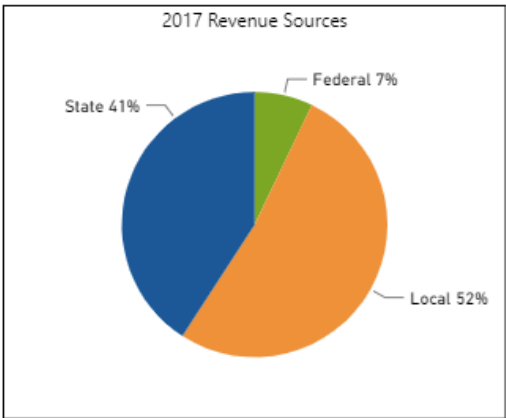
774 Students

# How are public schools funded?

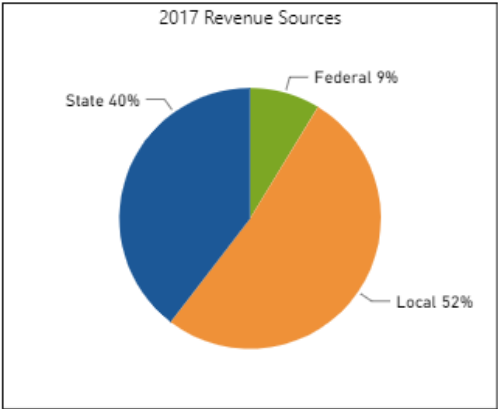
## Atlanta Public Schools



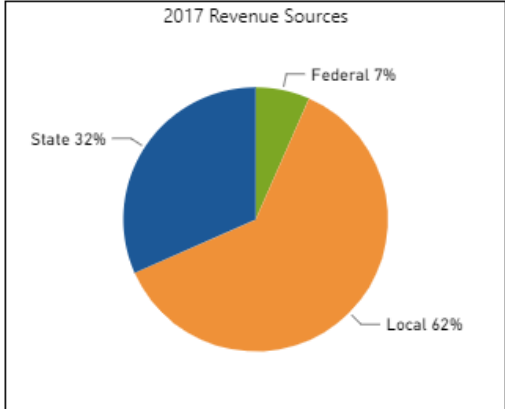
## Cobb County



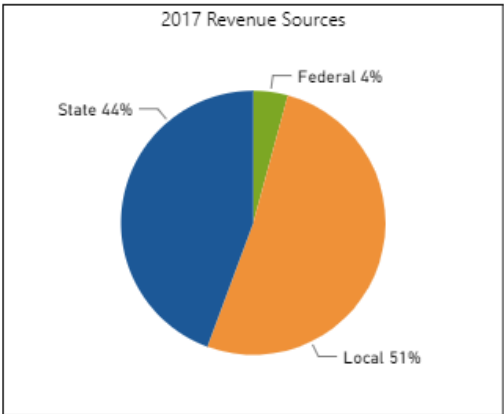
## DeKalb County



## Fulton County



## Forsyth County



## Gwinnett County

